

DREAM II Conference

Adama, Ethiopia

15 -18 March 2022

Ministry of Irrigation and Lowlands Lowlands Livelihood Resilience Project (LLRP)

Kenea Feyisa (PhD), FPCU-M&E Senior Officer

March 16, 2022

Background

- Name of the program/Project: Lowlands Livelihood Resilience Project (LLRP)
- Project Development Objective: To Improve Livelihood Resilience of Pastoral and Agro-Pastoral Communities in Ethiopia
- Duration of Implementation: *Six years (2019-2025)*, Effectiveness: As of November 21, 2019
- Amount (Budget)

Amount and Source of Finance in Million USD :

| Source of fund | Amount | Remark |
|----------------|--------|---------------------------|
| IDA | 350 | 90 Grant |
| IFAD | 90 | |
| Community | 11 | 5% in cash & 10 % in kind |
| Total | 451 | |



DREAM II Conference

Adama, Ethiopia

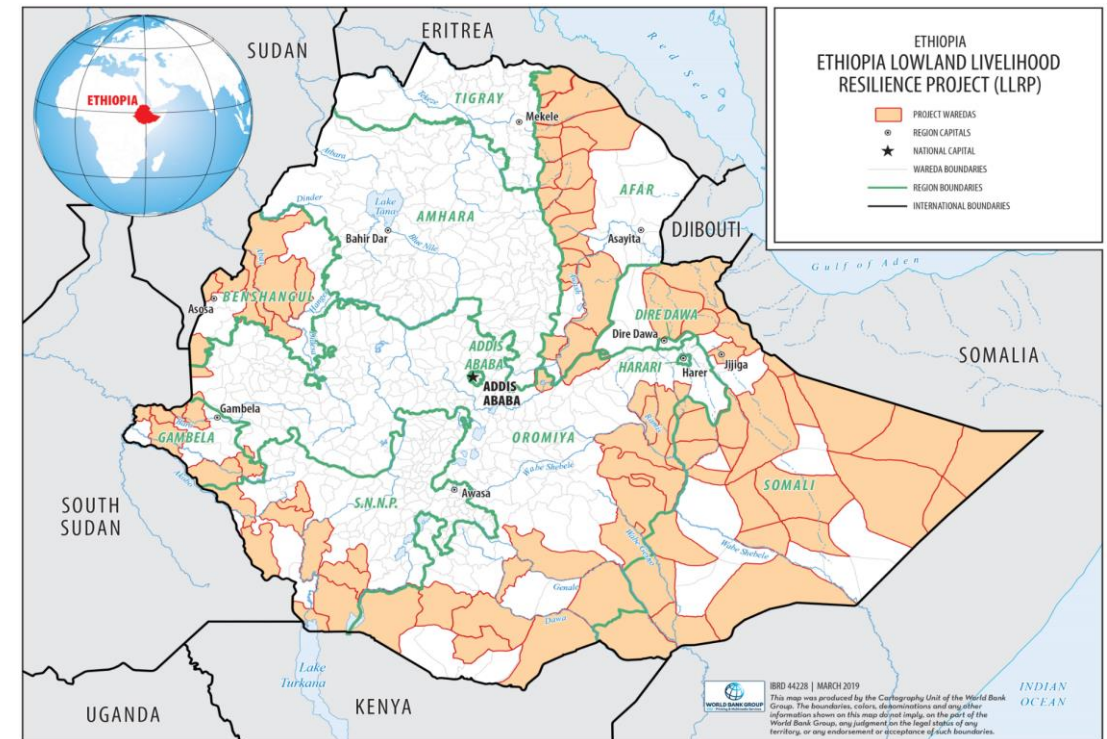
15 - 18 March 2022

Background---

Target group, implementation regions, on a map if possible coloured the intervention woredas

- The geographical coverage of the LLRP project includes PAP areas in six regions: Somali, Afar, Oromia, SNNPR, Benishangul-Gumuz, Gambella Regional States (indicated on Map)

Implementation regions on a map



DREAM II Conference

Adama, Ethiopia

15 - 18 March 2022

Background

- Target group, the intervention woredas ---

Expected Project Beneficiaries

❑ 2.5 million people in total:

- 50% women
- 20 % Youth
- In these six regions, the project interventions are in 100 woredas.
- It adopted a woreda- clustering approach to spatially cover the rangelands.

| Region | No. of Pastoral/Agro pastoral woredas | No. of selected woredas | No. of Kebeles | No. of Rangeland Cluster Unit |
|---------|---------------------------------------|-------------------------|----------------|-------------------------------|
| Somali | 93 | 36 | 558 | 8 |
| Afar | 34 | 20 | 250 | 5 |
| Oromia | 45 | 18 | 307 | 6 |
| SNNPR | 12 | 9 | 235 | 3 |
| B/Gumuz | 20 | 9 | 207 | 3 |
| Gambela | 13 | 8 | 174 | 3 |
| Total | 217 | 100 | 1,731 | 28 |



DREAM II Conference

Adama, Ethiopia

15 - 18 March 2022

Coordination

- Which coordination mechanisms, who is involved? Coordination meeting sequences – time requirement
- **The project supports multi-sectoral activities:**
- The project deals with multiple stakeholders, whose participation and engagement are imperative to achieve the PDO of the project i.e., to Improve the livelihood of resilience I in the selected Pastoral and Agro-pastoral Areas of Ethiopia.



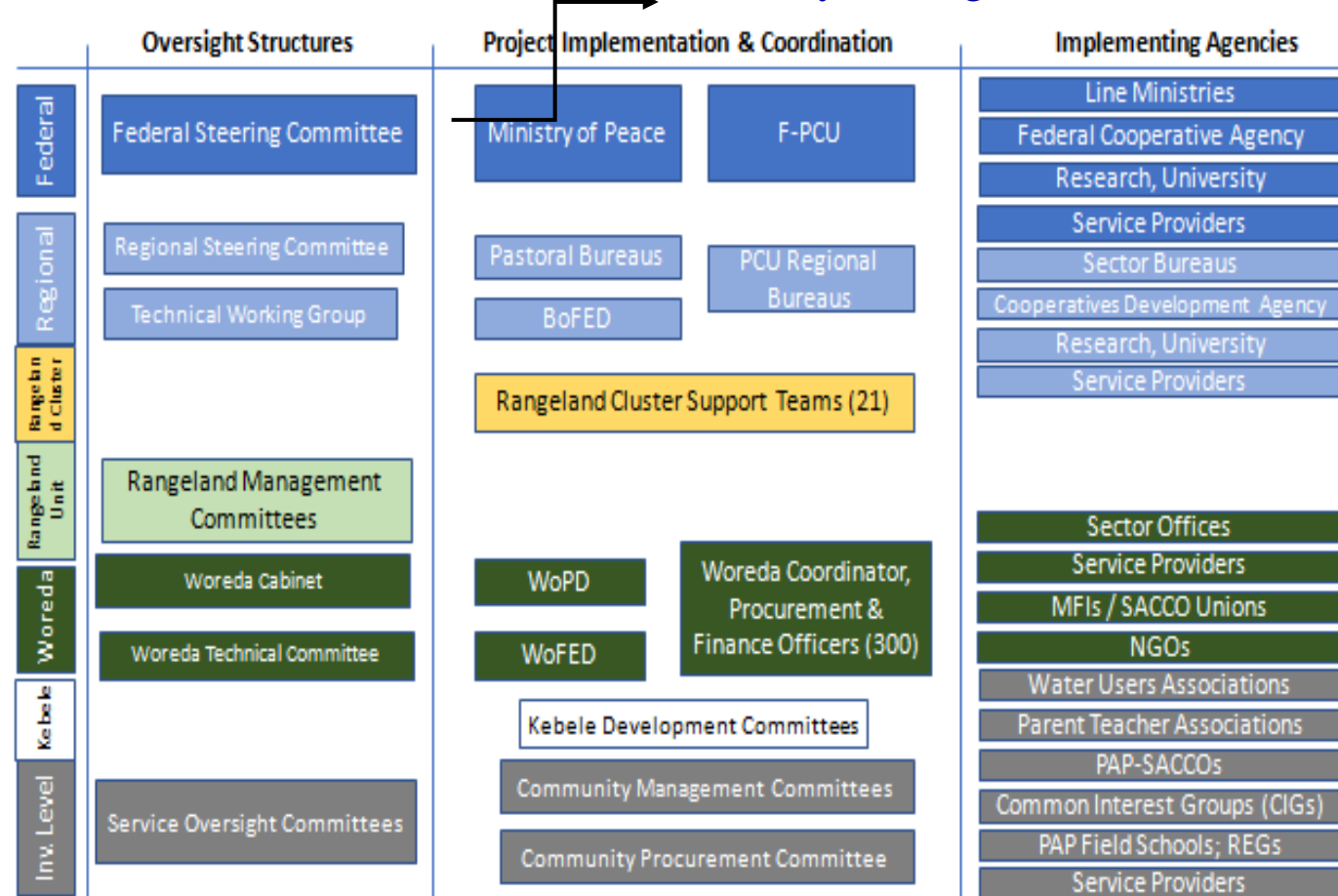
DREAM II Conference

Adama, Ethiopia

15 - 18 March 2022

Project Implementation Arrangements.

☐ Ministry of Irrigation & Lowlands



Coordination----

- The Lowland Livelihood Resilience Project recognizes an integrated, comprehensive approach to address multiple livelihood challenges in a complex, fragile, and conflict-prone environment.
- ❑ To that end, **the project will build resilience through:**
 - ❑ **Absorptive capacity**, through **rangeland and natural resource management** interventions, **strategic investments (SIs)**, and improved **basic social service delivery**, which will help communities and PAP systems to absorb drought shocks and reduce asset losses;
 - ❑ **Adaptive capacity**, through **livelihood improvement** and by helping beneficiaries adopt climate-smart agriculture and investing in research systems that will contribute toward better adapting to changing climate; and
 - ❑ **Transformative capacity**, through **market links, small-scale irrigation, and livelihood diversification**, that provide a basis for more fundamental socioeconomic changes and help beneficiaries reduce their dependence on rain-fed agricultural system



DREAM II Conference

Adama, Ethiopia

15 - 18 March 2022

Coordination

- What goes well / good experiences and bottlenecks
- Project Performance Review by
 - The steering committee meetings (FSC, RSC) are scheduled to be conducted bi-annually at federal and regional levels and quarterly at woreda levels (WC)
- Implementation Agencies (I.As) extensive engagement as per the Agreed MoUs and approved AWPB,
- Community awareness and common understanding in project implementation,
- Strong Integration and attention of Project stakeholders at all levels,
- Intergradation of Project interventions among the project components such as CIF subprojects, CIGs, RUSACCOs and Rangeland Rehabilitation is an encouraging approach,



DREAM II Conference

Adama, Ethiopia

15 - 18 March 2022

Cooperation

- Cooperation with whom, mechanism
(a) Ethiopian Institute of Agricultural Research (EIAR)

- Signed MoUs between LLRP and EARI
- Joint Annual work Preparation and Implementation
- Coordinate adaptive research and innovation activities implemented by federal research centers and supporting those activities implemented by regional research and higher learning institutions.
- Provide technical support for on- going research activities (PAPREGS) in 6 regions
- Facilitate the experience sharing field visits on performances of PAPREGs activities
- Discussion forum for the completed research activities and PAPREGs implementation



Stakeholder meeting with respect to coordination of technology adaptation activities in PAP regions



DREAM II Conference

Adama, Ethiopia

15 - 18 March 2022

Cooperation-----

- Cooperation with whom, mechanisms

- (b) Federal Cooperative Commission (FCC)

- The LLRP and Federal Cooperative Agency have joined MoUs signed for technical support activities in the areas of rural Financial services (cooperatives) to be established and supported by the project.
 - Training Workshop on none interest bearing financial services
 - Training on non- interest bearing RuSACCos inspection
 - Local exposure visit For RuSACCos management and other staff
 - Technical support and monitoring the RuSACCos performance at all levels



DREAM II Conference

Adama, Ethiopia


15 - 18 March 2022

Cooperation-----

- Cooperation with whom, mechanisms

(c) Ministry of Agriculture Report (MoA)-----

- LLRP and Ministry of Agriculture have also Joint MoUs to support the Pastoral and Agro-pastoral extension systems
- **Under Integrated Rangeland Development and Management (IRDM) component**
- ***Establishment & Management of Rangeland Restoration/Rehabilitation Model Sites***
- ***Soil Salinity Control Activities***
 - Detailed Maps: Analysis of Soil Salinity Data and Develop 15 GIS-Based Soil Salinity Severity Level
 - Establishment of trial sites for tolerant crops and forage in 6 regions
 - Technical Support and supervision



DREAM II Conference

Adama, Ethiopia

15 - 18 March 2022

Cooperation

- Cooperation with whom, mechanisms

(c) Ministry of Agriculture Report (MoA)-----

Under Livelihood Improvement and Diversification (LID) component

- Prepare and Adopt PAP Extension strategy and PFS guideline
- Conduct agro-pastoralist training manual
- Animal health service provision (MoA)
- Development and discussion forum on **PPP** guideline
- Technical support to capacitate regions (Afar, Gambela & Somali regions) selected value chains (e.g., Bee keeping, Fish, Horticulture & Crop and model P/FTC for PAP extension systems (Oromia)
- Supervision and Monitoring in project Regions



DREAM II Conference

Adama, Ethiopia

15 - 18 March 2022

Cooperation

- Cooperation with whom, mechanisms

(c) Ministry of Agriculture Report (MoA)-----

Under Livelihood Improvement and Diversification (LID) component

- Prepare and Adopt PAP Extension strategy and PFS guideline
- Conduct agro-pastoralist training manual
- Animal health service provision (MoA)
- Development and discussion forum on **PPP** guideline
- Technical support to capacitate regions (Afar, Gambela & Somali regions) selected value chains (e.g., Bee keeping, Fish, Horticulture & Crop and model P/FTC for PAP extension systems (Oromia)
- Supervision and Monitoring in project Regions



DREAM II Conference

Adama, Ethiopia

15 - 18 March 2022

Cooperation

- Cooperation with whom, mechanisms
- **(d) Ministry of Peace (MoP)**
- Conflict Mapping and Secure Access to Key PAP Resources
 - Identification Traditional Conflict Resolution Practitioners
 - Inter-Community Peace Building Forums or Consultative Meetings
- **Socio-Economic Profile or Atlas in PAP Areas in the six regions**



DREAM II Conference

Adama, Ethiopia

15 - 18 March 2022

Cooperation

- Cooperation with whom, mechanisms
- (e) Heifer Project International (HPI) is being funded by IFAD
- Signed MoUs between LLRP and HPI
- to provide technical support to the project implementation through,
 - Value chain studies (camel, cattle, shoats, red meat, milk, honey, etc.)
 - Assessment on feed and animal health services in PAP areas
 - Experience Sharing



DREAM II Conference

Adama, Ethiopia

15 - 18 March 2022

Cooperation

- **Cooperation: what goes well / good experiences and bottlenecks**

- Through engaging various stakeholders starting from the community and government stakeholders.
- Continuous follow ups and undertaking of uninterrupted situational scanning are additional lessons that have been drawn from previous engagements

The need to strengthen the implementation capacities of grass-root practitioners

- The need to critically review and properly schedule the implementation calendars of each and every activity
- **Bottlenecks**
- the new institutional restructuring, that has resulted in the change of the host ministry for the project, has reportedly been one of the challenges encountered
- Restructuring of government Institutions and delays in establishment of new structures particularly at regional (RSC) and Woreda (WC) levels
- Persistent local conflicts in B/Gumuz region and in particular domestic conflicts in the northern parts of Ethiopia and the spill-over effects to the Afar region



DREAM II Conference

Adama, Ethiopia

15 - 18 March 2022

Way forward 1

- Way forward – how to optimize coordination and cooperation around the program – what are the opportunities
- Open and frequent communication
- Clear decision making processes
- Clearly defined roles
- Negotiated shared goals • Appropriate resource allocation



DREAM II Conference

Adama, Ethiopia

15 - 18 March 2022

Way forward 2

- What would strengthen coordination and cooperation in lowland development and what would we gain?
- Strategically and timely align its initiatives and technical supports along with the ongoing activities under LLRP project components and beyond (i.e., in lowlands development Activities)
- How to coordinate and collaborate to Recurrent Drought Response Interventions in Somali, Oromia and South Omo of SNNPR
 - Short Term Interventions (Water and Livestock feed)
 - Long Term Interventions (water Development and supply, Livelihoods, Fodder Bank)



DREAM II Conference

Adama, Ethiopia

15 - 18 March 2022

Summary of Major Activities /Interventions/ Performed by LLRP project as of its effectiveness to to date



DREAM II Conference

Adama, Ethiopia

15 - 18 March 2022

I. Integrated Rangeland Development & Management

❑ Major activities performed under the component are:

- Development of working manuals;
- Establishment & training of Taskforce members and Cluster/Woreda Level Staffs;
- Formulation and Validation of 27 Rangeland Management and Investment Plans (RMIPs)
- Implementation of rangeland & pasture development planned activities
- Implementation are in progress for 73 shelf and non-shelf projects
- Design and study of new strategic projects
- Implementation of 121 new strategic projects



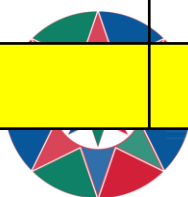
DREAM II Conference

Adama, Ethiopia

15 - 18 March 2022

List of prioritized interventions by region and sector to be supported by the project fund in the coming five years

| No. | Regions | Sector | 5 Years Physical Plan | | 5 Years Financial Plan (Estimated Budget in ETB) |
|-----|-------------|---------------------------------|-----------------------|--------------|---|
| | | | Unit | Target | |
| | All regions | Water | No | 415 | 2,772,279,735.91 |
| | | Roads | Km | 1,949 | 2,775,703,000.00 |
| | | Bridges | No | 23 | 400,000,000.00 |
| | | SSI Schemes | Hect. | 1,909 | 648,258,256.87 |
| | | Livestock Markets | No | 53 | 440,500,000.00 |
| | | Others Economic Infrastructures | NO | 182 | 1,025,430,000.00 |
| | | NRM Activities | LS | - | 1,413,601,017.76 |
| | | TOTAL | | 4,531 | 9,475,772,010.54 |



Skill based soil & water conservation training (Oromia)



Adama, Ethiopia
15 - 18 March 2022

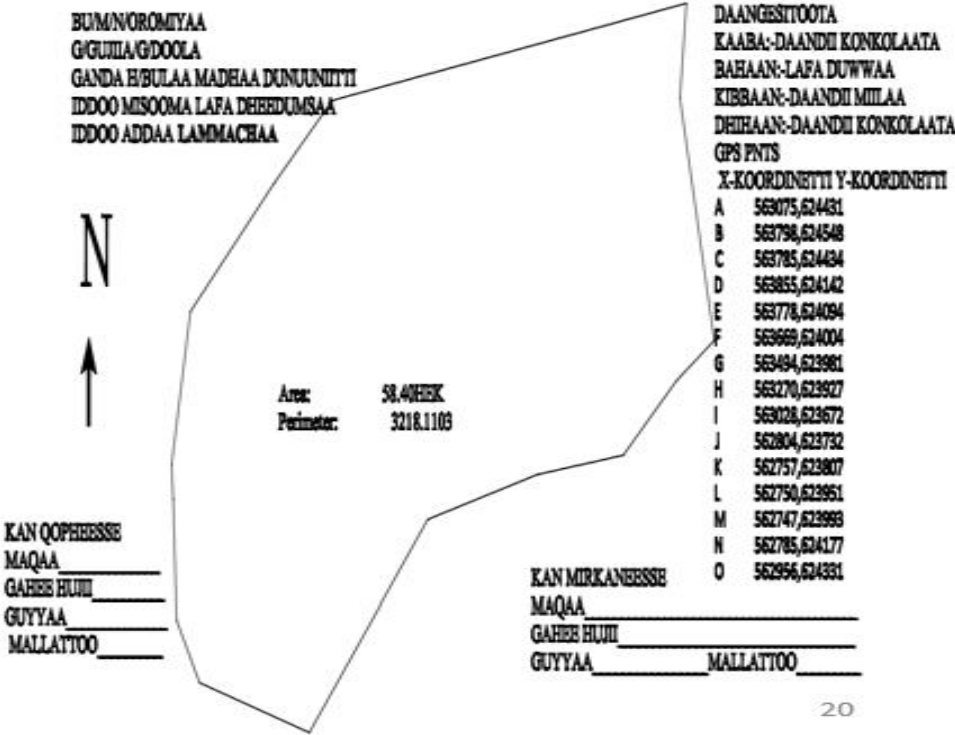

Practical training on water spreading weir construction (Somali Region)



15 - 18 March 2022

Rangelands Rehabilitation strategy -Site selection, delineation & mapping (Oromia)

Site mapping of 2014 intervention site



Adama, Ethiopia
15 - 18 March 2022

Nursery site and Biological soil and water conservation activities)



Nursery Sites preparation and development



Biological soil and water conservation



DREAM II Conference

Adama, Ethiopia

15 - 18 March 2022

New SWC activities of 2014 EFY



DREAM II Conference

Adama, Ethiopia

15 - 18 March 2022

Some changes after RMPI Interventions



DREAM II Conference

Adama, Ethiopia

15 - 18 March 2022

Cultivated land after clearing prosopis



DI

Ad:

15 - 18 March 2022

Fodder(forage/pasture) production practices

| No. | Region | Forage Production (Irrigation) | | Forage Production (Rain-fed/through Closures) | | Total | | Remarks |
|--------------|--------|-----------------------------------|--------------------------|---|--------------------------|---------------|-----------------------|---------------------|
| | | Land Area (ha) | Producti on (Tone) | Land Area (ha) | Producti on (Tone) | Land Cover | Production (Tones) | |
| 1 | Afar | 220 | 3,200 | - | - | 220 | 3,200 | + 1,300 kg Seeds |
| 2 | Somali | 150 | 1,296 | - | - | 150 | 1,296 | |
| 3 | Oromia | - | - | 705 | 816.1 | 705 | 816.1 | |
| 4 | SNNP | 170 | 1,080 | - | - | 170 | 1,080 | |
| Total | | 540 | 5,576 | 705 | 886.1 | 1,245 | 6,392.1 | |



DREAM II Conference

Adama, Ethiopia

15 - 18 March 2022

Fodder Bank Development Activities at Different Stages in the Project Woredas (SNNPR)



DREAM II Conference

Adama, Ethiopia

15 - 18 March 2022

Cont(SNNPR)



DREAM II Conference

Adama, Ethiopia

15 - 18 March 2022

Cont(SNNPR)



Forage production and distribution



15 - 18 March 2022

Forage Production in Response to Forecasted Drought, (Somali Region)



DREAM II Confere
Adama, Ethiopia
15 - 18 March 2022

Type and Number of Shelf and Non-Shelf Projects screened and facilitated so far

| No. | Shelf/Non-Shelf Sub-Projects | Number of Sub-projects Disaggregated by Regions | | | | | | |
|--------------------|--------------------------------------|---|-----------|----------|----------|----------|----------|-----------|
| | | Afar | Somali | Oromia | SNNP | Gambella | B/Gumuz | Sum |
| (A) | <i>Shelf-Projects</i> | 5 | 7 | 2 | 5 | 3 | - | 22 |
| 1 | Ponds | 4 | - | - | - | - | - | 4 |
| 2 | Water Supply Schemes | - | 7 | - | 4 | - | - | 11 |
| 3 | SSI Schemes | - | - | 2 | 1 | - | - | 3 |
| 4 | Access Roads | 1 | - | - | - | 3 | - | 4 |
| (B) | <i>Non-Shelf Sub-Projects</i> | 29 | 12 | 2 | 3 | 4 | 1 | 51 |
| 1 | LS Markets | 3 | 5 | - | - | 2 | - | 10 |
| 2 | Vet. Clinics | 5 | 5 | - | - | 1 | - | 11 |
| 3 | Vet. Labs | - | 2 | - | - | - | - | 2 |
| 4 | An. Vaccination Pens | 16 | - | - | - | - | - | 16 |
| 5 | Feed/Hay Stores | 5 | - | 2 | 3 | - | - | 10 |
| 6 | Rehabilitation of Water Points | - | - | - | - | 1 | - | 1 |
| 7 | LS Breeding Ranches | - | - | - | - | - | 1 | 1 |
| Grand Total | | 34 | 19 | 4 | 8 | 7 | 1 | 73 |

Primary Livestock Market Center at its Foundation Stage (Lare Woreda (Gambella Region)



DREAM II Conference

Adama, Ethiopia

15 - 18 March 2022

Emergency Feed Store at its Initial Stage (Yabelo Cluster, Dhas District (Oromia Region)



Adama, Ethiopia
15 - 18 March 2022

Filtu Regional Veterinary Laboratory Under Construction (Somali Region)



DREAM II Conference

Adama, Ethiopia

15 - 18 March 2022

Emergency feed stores



Dasenech Woreda



Salamago Woreda



Meanit Shasha Woreda



Adama, Ethiopia
15 - 18 March 2022

Filtu (Left) and Dagahmadow (Right) Borehole Drilling in (Somali Region)



DREAM II Conference

Adama, Ethiopia

15 - 18 March 2022

List of new strategic projects planned for 2014 EFY

| No | Description of Sub-Projects by Sector | Number of Sub-Projects Disaggregated by Regions | | | | | | Total | Total Budget (ETB) | Remark |
|--------------|--|---|-----------|-----------|-----------|-----------|----------|------------|-------------------------|--|
| | | Afar | Somali | Oromia | SNNP | Gambella | B/Gumuz | | | |
| 1 | Water | 24 | 12 | 11 | 6 | 3 | 0 | 56 | 431,510,000.00 | |
| 2 | Small Scale Irrigation | 4 | 4 | 2 | 0 | 0 | 0 | 10 | 96,250,000.00 | 250 ha for Afar, 200 ha for Somali & 90 ha for Oromia |
| 3 | Rural Access Roads | 3 | 8 | 2 | 3 | 6 | 3 | 25 | 733,840,000.00 | 140 km for Afar, 182 km for Somali, 95 km for Oromia, 38.5 km for SNNP, 77 km for Gambella & 64 km for B/Gumuz |
| 4 | Bridges | 4 | 0 | 0 | 2 | 0 | 3 | 9 | 116,000,000.00 | |
| 5 | Flood Control Structure | 0 | 0 | 0 | 0 | 1 | 0 | 1 | 5,500,000.00 | |
| 6 | Veterinary clinic | 5 | 0 | 1 | 0 | 2 | 0 | 8 | 40,000,000.00 | |
| 7 | Primary livestock market center | 1 | 0 | 0 | 0 | 1 | 0 | 2 | 16,500,000.00 | |
| 8 | Secondary livestock market center | 0 | 0 | 0 | 0 | 0 | 0 | 0 | - | |
| 9 | Regional laboratory | 0 | 0 | 0 | 0 | 0 | 0 | 0 | - | |
| 10 | Emergency feed/hay store | 2 | 0 | 0 | 0 | 1 | 0 | 3 | 54,000,000.00 | |
| 11 | Agricultural products collection & storage store | 0 | 0 | 0 | 0 | 1 | 0 | 1 | 6,000,000.00 | |
| 12 | Milk collection & processing center | 0 | 0 | 0 | 0 | 2 | 0 | 2 | 10,000,000.00 | |
| 13 | Ranch | 0 | 0 | 0 | 0 | 0 | 1 | 1 | 11,513,469.00 | |
| 14 | Quarantine center | 0 | 0 | 1 | 0 | 0 | 0 | 1 | 50,000,000.00 | |
| 15 | Open market center (road side market shed) | 0 | 0 | 0 | 0 | 1 | 0 | 1 | 2,000,000.00 | |
| 16 | Liquid nitrogen plant | 0 | 0 | 0 | 0 | 0 | 1 | 1 | 30,000,000.00 | |
| Total | | 43 | 24 | 17 | 11 | 18 | 0 | 121 | 1,603,113,469.00 | |

II. Livelihood Improvement & Diversification Component

❑ Major activities performed under the component are:

- 19 P/FTC rehabilitated in three project regions (SNNPR, Gambela & B/Gumuz)
- 141 P/FTC Furnished and equipped in four project regions (Somali, SNNPR, Gambela & B/Gumuz)
- 44 P/FTC provided/supplied with demonstration inputs in Oromia (36) and Gambella (8) Regions
- Awareness creation created / technology transferred for 8,278(3,236 Females) pastoralists/agro pastoralists in P/FTC demonstration sites
- A total of 24,811/11,320 F/Pastoral/ Agro Pastoral communities were trained on Crop & Livestock production, Natural Resource Management (NRM) and Nutrition



DREAM II Conference

Adama, Ethiopia

15 - 18 March 2022

Cont...

- 370 model pastoralists and agro pastoralist were supported with start-up materials (such as breeding flock for small scale poultry production, small scale apiculture with accessories)
- 184,522 horticulture and multipurpose seedlings were raised and distributed to beneficiaries in B/Gumuz Gambella region
- 900 (226 female) were trained on Pastoral field school approach in Somali Region
- 76 CBBP groups (one group with 10-15 members) established and provided with start-up Shoats
- 92 PAPREGs provided with research grant and started research and extension activities
- 180 Animal Health Posts (AHP) were equipped and refurbished in 5 project regions
- 712 (75 Female) CAHWs were trained and provided with start-up kits,
- A total of 603 CIG established in 2013 EFY, of which 290 CIG received innovative grant
- A total of 441 RuSaCos established in 6 project regions
- 298 RuSaCOs provided with office furniture and books of accounts



DREAM II Conference

Adama, Ethiopia

15 - 18 March 2022

Sample pictures (PAPREGs)



Adama, Ethiopia
15 - 18 March 2022

Sample pictures (PAPREGs)



DREAM II Conference

Adama, Ethiopia

15 - 18 March 2022

Crop production – field day- as part of extension activities

Field day and Experience Sharing



DREAM II Conference

Adama, Ethiopia

15 - 18 March 2022

Cont...




DREAM II Conference

Adama, Ethiopia

15 - 18 March 2022

Extension Demonstration Sites



DREAM II Conference

Adama, Ethiopia

15 - 18 March 2022

PAPREG Sites

Demonstration of Improved Sorghum
Variety under irrigation



*Demonstration and Evaluation of
Commercial Layer Chicken*



*Demonstration of 75% and 50%
Boer x Woyto-Guji Local crosses*



DREAM II Conference

Adama, Ethiopia
15 - 18 March 2022

PAPREG Sites-----



Onion seed bed preparation at Nynagtom woreda (Nabusmueria Keble)



Onion seed bed management at Nynagtom woreda (Nabusmueria Keble)



DREAM II Conference

Adama, Ethiopia

15 - 18 March 2022



Onion seedling management at Nynagtom woreda (Nabusmueria Keble)



DREAM II Conference

Adama, Ethiopia

15 - 18 March 2022



Onion management at Nynagtom woreda (Nabusmueria Keble)



DREAM II Confer
Adama, Ethiopia
15 - 18 March 2022



**Improved cluster based sorghum seed and grain
production technology demonstration at Nyangatom
woreda (Nakeriman keble)**

**Total Area of Land = 7 Ha
Total grain yield = 150 Qtl (30 Qtl/ha)
Total improved seed = 42.5 Qtl (21.25 Qtl/ha)**



DREAM II Conference

Adama, Ethiopia

15 - 18 March 2022

109 households adopted the technology started and cultivating their land through irrigation.

PAPREGs Experiment Sites



*Demonstration of Modern
Beekeeping Technologies*



Demonstration of Guinea grass (*Panicum colaratum*)
Seed Commercialization Approach



DREAM II Conference

Adama, Ethiopia

15 - 18 March 2022

Distributed Breeding goats to the group members in Afar and Gambella Regions



Adama, Ethiopia
15 - 18 March 2022

Sample picture for CIGs making business, Oromia Region



DF
Ad

15 - 18 March 2022

Sample photo of animals purchased by CIGs for making Business, Oromia

CIG Implementations



Salamago - Fattening



M/Goldeya - Fattening



Hamer – Crop Trading



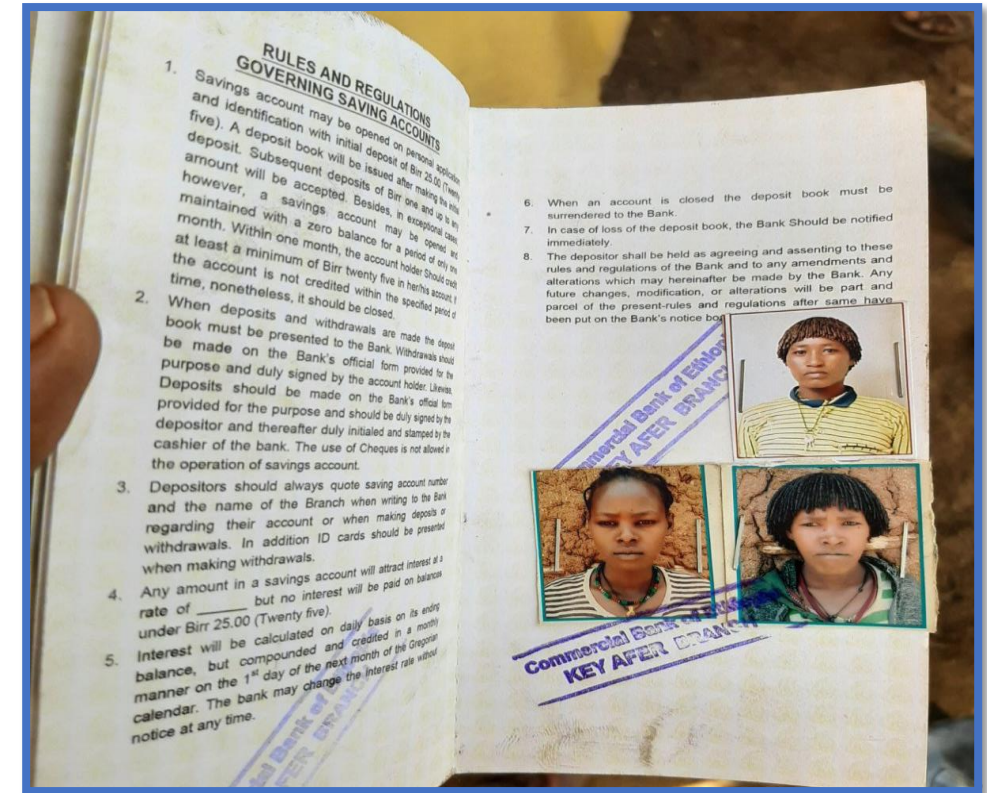
Nyangatom – Banana Production



DREAM II
Adama, Ethiopia
15 - 18 March 2022



Benatsemay Woreda Argo Kebele, Women CIG – South Omo Zone Pastoralist Union, Market Linkage



DREAM II Conference

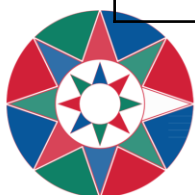
Adama, Ethiopia

15 - 18 March 2022

Promotion of Pastoral Saving & Credit cooperatives

RuSaCCos Established, Membership, opening of bank account & legal status

| Region | No of RuSaCCos Established in | | | Membership | | | No of RuSACCo s Open Bank Account | No of Certified RuSACCo s |
|--------------|-------------------------------|--------------------|------------|--------------|---------------|---------------|--|------------------------------------|
| | 2013 EFY | Last Six Months | Total | Male | Female | Total | | |
| Somali | 88 | 92 | 180 | 1,627 | 3,944 | 5,571 | 88 | 88 |
| Afar | 60 | | 60 | 1,802 | 1,442 | 3,244 | 60 | 60 |
| Oromia | 90 | | 90 | 3,331 | 6,450 | 9,781 | 90 | 90 |
| SNNPR | 45 | | 45 | 2193 | 1986 | 4179 | 45 | 40 |
| B/Gumuz | 18 | 3 | 21 | 649 | 932 | 1581 | 12 | 12 |
| Gambella | 24 | | 24 | 389 | 540 | 1200 | 24 | 24 |
| Total | 325 | 95 | 420 | 9,926 | 15,223 | 25,420 | 319 | 309 |



DREAM II Conference

Adama, Ethiopia

15 - 18 March 2022

Status of RuSaCCos Saving and Share mobilized

| Region | Total Number of RuSaCCos Established in 2013 EFY | Saving Amount (ETB) | | | Loan Status | |
|--------------|--|----------------------|---------------------|----------------------|---------------------|----------------------|
| | | | | | No .of Borrowers | Amount of Loan (ETB) |
| | | Saving | Share | Total | | |
| Somali | 88 | 4,993,280.00 | 4,531,290.00 | 9,524,570.00 | 469/93 F/ | 3,071000.00 |
| Afar | 60 | 953,400.00 | 557,850.00 | 1,511,250.00 | | |
| Oromia | 90 | 9,593,434.70 | 2,059,181.66 | 11,652,616.36 | 1102/774 F/ | 3,962,720.00 |
| SNNPR | 45 | 2,233,937.00 | 279,730.00 | 2,513,667.00 | 324 /151 F/ | 1,413592.00 |
| B/Gumuz | 18 | 465,964.00 | 490,044.60 | 956,008.60 | | |
| Gambella | 24 | 480,000.00 | 600,000.00 | 1,080,000.00 | 45/27 F/ | 130,000.00 |
| Total | 325 | 18,720,015.70 | 8,518,096.26 | 27,238,111.96 | 1940/1045 F/ | 8,577,312.00 |

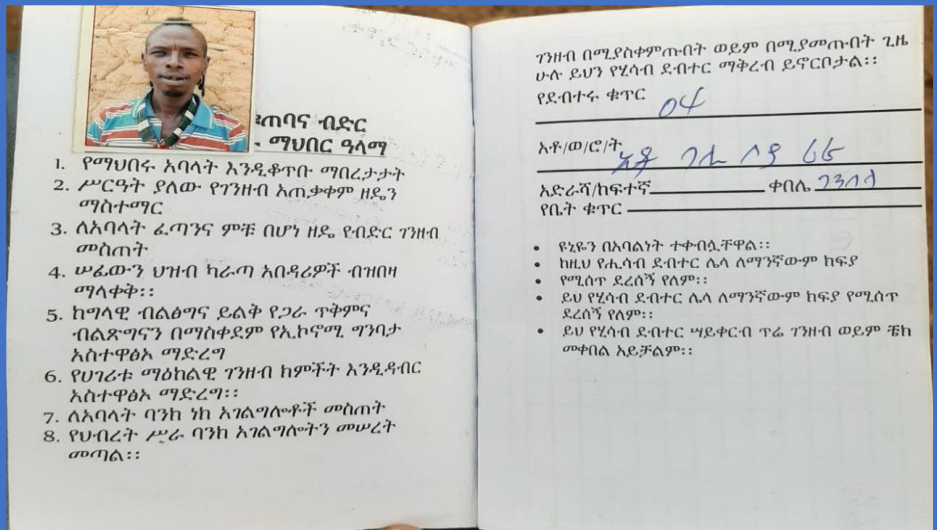


DREAM II Conference

Adama, Ethiopia

15 - 18 March 2022

RuSACCOs performing regular saving



RuSACCo Members meeting, Somali Region



Adama, Ethiopia
15 - 18 March 2022

III. Improving Basic Service and Capacity Building Component

| Description | Status of community cash contribution by Regions | | | | | | Total |
|-------------------------------------|--|--------------|------------|-----------|--------------|--------------|---------------|
| | Somali | Afar | Oromia | SNNP | B/Gumuz | Gambella | |
| community cash contribution | | | | | | | |
| Total number of planned subprojects | 201 | 137 | 137 | 66 | 54 | 48 | 643 |
| Amount of planned cash contribution | 14,875,000 | 8,500,000 | 16,200,000 | 3,740,000 | 3,825,000 | 3,400,000.00 | 50,540,000.00 |
| Amount of actual cash contribution | 14,875,000 | 8,751,035.64 | 16,200,000 | 3,740,000 | 3,825,000.00 | 3,400,000.00 | 50,540,000.00 |



DREAM II Conference

Adama, Ethiopia

15 - 18 March 2022

Status of community in kind/labor contribution

| <i>No</i> | <i>Regions</i> | <i>Plan</i> | <i>Actual</i> | <i>%</i> | <i>Remark</i> |
|-----------|----------------|-----------------------|-----------------------|--------------|---|
| 1 | Somali | 44,625,000.00 | 43,371,189.50 | 97.19 | Community contribution in kind/labor did not consider for subprojects not yet started |
| 2 | Afar | 25,500,000.00 | 23,183,607.23 | 90.92 | |
| 3 | Oromia | 32,400,000.00 | 32,399,990.00 | 99.99 | |
| 4 | SNNP | 11,220,000.00 | 10,093,152.00 | 89.96 | |
| 5 | B/Gumuz | 11,475,000.00 | 3,902,785.00 | 34.01 | |
| 6 | Gambella | 10,200,000.00 | 10,434,022.00 | 100 | |
| | Total | 135,420,000.00 | 123,384,745.73 | 91.11 | |



DREAM II Conference

Adama, Ethiopia

15 - 18 March 2022

Community in- Kind contribution

Sample Pictures (Community in kind contribution, Afar Region)



Sample Pictures (Community in kind contribution, oromia Region)



Community In kind/Labor Contribution Wachile Woreda water sub projects

Sample Pictures (Community in kind contribution, Somali Region)



Sample Pictures (Community in kind contribution, Gambela Region)



DREAM II Con
Adama, Ethiopia
15 - 18 March 2022

Community sub projects completed to date by sector & region

| Sector | Unit | 2013 EFY Performance | 2014 Annual Plan | Six Months Performance | | | To Date Performance | Progress Against LoP | |
|------------------------|-------------------|----------------------|------------------|------------------------|-----------|--------------|---------------------|----------------------|--------------|
| | | | | Plan | Actual | % Progress | | Plan | % Progress |
| Water Supply | # of Sub-Projects | 136 | 40 | 30 | 21 | 76.67 | 159 | | |
| Primary School | „ | 201 | 58 | 16 | 15 | 87.50 | 215 | | |
| Human health Post | „ | 71 | 35 | 14 | 4 | 21.43 | 74 | | |
| Animal Health Post | „ | 25 | 15 | 6 | 0 | 0.00 | 25 | | |
| Access Road | „ | 62 | 30 | 13 | 5 | 38.46 | 67 | | |
| Small Scale Irrigation | „ | 8 | 3 | 3 | 0 | 0 | 8 | | |
| Livestock Market | „ | 10 | - | - | - | | 10 | | |
| Flood Protection | „ | 5 | - | - | - | - | 5 | | |
| Small Bridge | „ | 0 | 3 | 0 | 0 | 0 | 0 | | |
| Total | | 518 | 184 | 82 | 45 | 54.88 | 563 | 700 | 80.20 |



DREAM II Conference

Adama, Ethiopia

15 - 18 March 2022

Status of functional community sub projects by sector

| Sector | Unit | 2013 EFY Performance | 2014 Annual Plan | Six Months Performance | | | To Date Performance | Progress Against LoP | |
|------------------------|-------------------|----------------------|------------------|------------------------|------------|--------------|---------------------|----------------------|--------------|
| | | | | Plan | Actual | % | | Plan | % Progress |
| Water Supply | # of Sub-Projects | 21 | 113 | 113 | 112 | 99.12 | 133 | | |
| Primary School | „ | 103 | 98 | 98 | 42 | 42.86 | 145 | | |
| Human health Post | „ | 10 | 62 | 62 | 15 | 24.19 | 25 | | |
| Animal Health Post | „ | 3 | 23 | 23 | 8 | 34.78 | 11 | | |
| Access Road | „ | 0 | 62 | 62 | 62 | 100 | 62 | | |
| Small Scale Irrigation | „ | 0 | 8 | 8 | 3 | 37.5 | 3 | | |
| Livestock Market | „ | 0 | 10 | 10 | 10 | 100 | 10 | | |
| Flood Protection | „ | 0 | 5 | 5 | 5 | 100 | 5 | | |
| Small Bridge | „ | 0 | 0 | 0 | 0 | 0 | 0 | | |
| Total | | 137 | 381 | 381 | 257 | 67.45 | 394 | 700 | 56.28 |



DREAM II Conference
Adama, Ethiopia
15 - 18 March 2022

Status of functional community sub projects by region

| Region | Unit | 2013 EFY Performance | 2014 Annual Plan | Six Months Performance | | | To Date Performance | Progress Against LOP | |
|--------------|-------------------|----------------------|------------------|------------------------|------------|--------------|---------------------|----------------------|--------------|
| | | | | Plan | Actual | % | | Plan | % Progress |
| Somali | # of Sub-Projects | 0 | 178 | 178 | 102 | 57.30 | 102 | | |
| Afar | ” ” | 0 | 105 | 105 | 69 | 65.71 | 69 | | |
| Oromia | ” ” | 137 | 0 | 0 | 0 | 0.00 | 137 | | |
| SNNP | ” ” | 0 | 50 | 50 | 48 | 80.00 | 48 | | |
| B/Gumuz | ” ” | 0 | 24 | 24 | 21 | 87.50 | 21 | | |
| Gambella | ” ” | 0 | 24 | 24 | 17 | 70.83 | 17 | | |
| Total | | 137 | 381 | 381 | 257 | 64.57 | 394 | 700 | 54.56 |




DREAM II Conference

Adama, Ethiopia

15 - 18 March 2022

Direct beneficiaries of community sub projects by sector

| Sub-Projects | To Date Progress of Sub-Projects | | Beneficiaries (to Date) | | | | | Remarks |
|----------------------------|----------------------------------|------------------------------|-------------------------|----------------|----------------|----------------|------------------|---|
| | # of completed sub projects | # of functional sub projects | Male | Female | Total | Youth | Livestock | |
| Water supply | 159 | 133 | 217,214 | 226,417 | 443,631 | | | |
| Primary Education | 215 | 145 | 12,529 | 9,865 | 22,394 | | | |
| Human Health Post | 74 | 25 | 14,461 | 16,379 | 30,840 | | | |
| Animal Health Post | 25 | 11 | 8,965 | 7,320 | 16,285 | | | |
| Access Road | 67 | 62 | 78,821 | 93,616 | 172,432 | | | A total of 999.3 KMs (Afar 840km, BG 85.5 & Gambella 73.8) |
| Small Scale Irrigation | 8 | 3 | 164 | 91 | 225 | | | 60 hectare of land is cultivated, |
| Livestock Market (Primary) | 10 | 10 | 12,684 | 14,524 | 27,208 | | | |
| Flood Protection | 5 | 5 | 6620 | 4,580 | 11,200 | | | |
| Total | 563 | 394 | 351,458 | 372,792 | 724,215 | 136,804 | 1,752,641 | LS benefited from water supply and vet services |



DREAM II Conference

Adama, Ethiopia
15 - 18 March 2022



Before



After



DREAM II Conference

Adama, Ethiopia

15 - 18 March 2022

Sample pictures (SNNPR & Oromia)



DREAM II Conference

Adama, Ethiopia

15 - 18 March 2022

Sample pictures (Somali & B/gumuz)



DREAM II Conference

Adama, Ethiopia

15 - 18 March 2022

Human Health post /MCH/ Somali Region



Water sub project, Somali Region



DREAM
Adama, E
15 - 18 Mar

Water Supply



Hamer



Malle



Salamago

Hamer



DREAM
Adama, Ethiopia
15 - 18 March 20

Human Health Post –Somali Region



DREAM II Conference

Adama, Ethiopia

15 - 18 March 2022

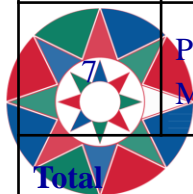
Road sub project, B/Gumuz Region



DREAM II Conf
Adama, Ethiopia
15 - 18 March 2022

Current Status of Development-Oriented Drought Response Plan of Somali Region by LLRP

| No. | Response Interventions | Interventions Targeted | | Financial Supports Planned | | Current status |
|--------------|---|------------------------|----------|----------------------------|---------------------|--|
| | | Unit | Quantity | ETB | USD | |
| 1 | Fodder Transportation | # of Bales | 258,400 | 51,680,000.00 | 1,182,608.70 | Birr 25,000,000.00 Transferred to region and activity to be started soon |
| 2 | Fodder Production | Ha | 500 | 25,000,000.00 | 572,082.38 | Birr 25,000,000.00 Transferred to region and activity to be started soon |
| 3 | Forage Seed Purchasing & Supplies | Kg | 5,000 | 1,750,000.00 | 40,045.77 | All planned budget (Birr 1,750,000.00) transferred to region and activity to be started soon |
| 4 | On-Spot Water Supply from Drilled Boreholes | No | 3 | 23,523,885.00 | 538,304.00 | Assessment completed and ready to start implementation |
| 5 | Borehole Drilling + On-Spot Water Supply Schemes | No | 11 | 178,792,697.26 | 4,091,366.07 | Assessment completed and ready to start implementation |
| 6 | Deep Well Sub-Projects (Rehabilitation and Maintenance) | No | 26 | 31,200,000.00 | 713,958.81 | Assessment completed and ready to start implementation |
| 7 | Purchase and Supplies of Livestock Medicines | LS | | 25,702,600.00 | 588,160.18 | Potential suppliers identified, procurement of livestock drugs to be completed soon |
| Total | | | | 337,649,180.08 | 7,726,525.86 | |



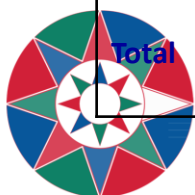
DREAM II Conference

Adama, Ethiopia

15 - 18 March 2022

Current Status of Development-Oriented Drought Response Plan of Oromia Region by LLRP

| No. | Response Interventions | Interventions Targeted | | Financial Supports Planned | | Current status |
|--------------|--|------------------------|----------|----------------------------|---------------------|---|
| | | Unit | Quantity | ETB | USD | |
| 1 | Fodder harvesting & baling | # of Bales | 31,720 | 5,544,656.00 | 126,880.00 | Ready for action |
| 2 | Fodder transportation | bale | 31,720 | 3,965,000.00 | 90,732.26 | Ready for action |
| 3 | On-Spot Water Supply from Drilled Boreholes | No | 8 | 75,400,000.00 | 1,725,400.45 | Under quick assessment |
| 4 | Borehole Drilling + On-Spot Water Supply Schemes | No | 15 | 273,482,143.05 | 6,258,172.61 | Under assessment, required relatively longer time |
| 5 | Purchases and Supplies of Livestock Medicines | LS | | 29,465,205.00 | 674,260.98 | Potential suppliers identified, procurement of livestock drugs to be completed soon |
| Total | | | | 387,857,003.74 | 8,875,446.31 | |



DREAM II Conference

Adama, Ethiopia

15 - 18 March 2022

Current Status of Development-Oriented Drought Response Plan of SNNPR by LLRP


| No. | Response Interventions | Interventions Targeted | | Financial Supports Planned | | Current status |
|--------------|---|------------------------|----------|----------------------------|---------------------|--|
| | | Unit | Quantity | ETB | USD | |
| 1 | Fodder transportation | # of Bales | 50,000 | 3,999,999.97 | 91,533.18 | Under preparation |
| 2 | Fodder Production | Ha | 200 | 9,999,999.92 | 228,832.95 | Site assessment team established |
| 3 | Procurement of irrigation pump | No | 18 | 44,999,999.84 | 1,029,748.28 | Under market assessment |
| 4 | On-Spot Water Supply from Drilled Boreholes | No | 4 | 45,266,199.26 | 1,035,839.80 | Desk assessment almost completed and technical committee already established for site assessment |
| 5 | Purchases and Supplies of Livestock Medicines | LS | | 5,040,199.81 | 115,336.38 | Potential suppliers identified and market assessment undertaken |
| Total | | | | 109,306,398.8 | 2,501,290.59 | |



DREAM II Conference

Adama, Ethiopia

15 - 18 March 2022



DREAM II Conference

Adama, Ethiopia

15 - 18 March 2022